

















CITY OF CLAWSON
NOVEMBER 4, 2014 - GENERAL ELECTION

<u>TOTAL REGISTERED VOTERS</u>	<u>NOON</u>	<u>4:00 P.M.</u>	<u>VOTED</u>	<u>PERCENTAGE</u>	
PRECINCT #1	<u>2,496</u>	<u>498</u>	<u>703</u>	<u>1,251</u>	<u>50%</u>
PRECINCT #2	<u>1,678</u>	<u>255</u>	<u>501</u>	<u>835</u>	<u>50%</u>
PRECINCT #3	<u>1,631</u>	<u>297</u>	<u>425</u>	<u>868</u>	<u>53%</u>
PRECINCT #4	<u>1,557</u>	<u>196</u>	<u>321</u>	<u>703</u>	<u>45%</u>
PRECINCT #5	<u>1,996</u>	<u>343</u>	<u>500</u>	<u>1,017</u>	<u>51%</u>
TOTALS	<u>9,358</u>			<u>4,674</u>	<u>50%</u>

**CITY OF CLAWSON
GENERAL ELECTION - NOVEMBER 4, 2014**

STATE		PCT #1	PCT #2	PCT #3	PCT #4	PCT #5	TOTALS
GOVERNOR							
	REPUBLICAN						
RICK SNYDER/BRIAN N. CALLEY		662	422	507	408	580	2579
	DEMOCRAT						
MARK SCHAUER/LISA BROWN		526	377	336	270	395	1904
	LIBERTARIAN						
MARY BUZUMA/SCOTTY BOMAN		33	13	7	11	20	84
	US TAXPAYER						
MARK McFARLIN/RICHARD MENDOZA		7	5	2	4	6	24
	GREEN						
PAUL HOMENIUK/CANDACE R. CAVENY		8	7	4	3	10	32
SECRETARY OF STATE							
	REPUBLICAN						
RUTH JOHNSON		696	452	530	434	614	2726
	DEMOCRAT						
GODFREY DILLARD		458	321	275	211	323	1588
	LIBERTARIAN						
JAMES LEWIS		33	23	20	20	28	124
	US TAXPAYER						
ROBERT GALE		8	9	3	4	6	30
	GREEN						
JASON ROBERT GATTIES		8	2	2	2	7	21
ATTORNEY GENERAL							
	REPUBLICAN						
BILL SCHUETTE		593	386	454	372	525	2330
	DEMOCRAT						
MARK TOTTEN		514	371	335	265	386	1871
	LIBERTARIAN						
JUSTIN M. ALTMAN		40	21	21	21	33	136
	US TAXPAYER						
GERALD T. VAN SICKLE		13	6	5	4	13	41
	GREEN						
JOHN ANTHONY LA PIETRA		23	7	14	12	13	69
CONGRESSIONAL							
UNITED STATES SENATOR							
	REPUBLICAN						
TERRI LYNN LAND		438	287	339	307	394	1765
	DEMOCRAT						
GARY PETERS		709	487	454	347	532	2529
	LIBERTARIAN						
JIM FULNER		46	21	28	19	39	153
	US TAXPAYER						
RICHARD A. MATKIN		10	6	13	7	14	50
	GREEN						
CHRIS WAHMHOFF		13	16	5	8	13	55
REPRESENTATIVE IN CONGRESS 9TH DISTRICT							
	REPUBLICAN						
GEORGE BRIKHO		422					422
	DEMOCRAT						
SANDER LEVIN		722					722
	LIBERTARIAN						
GREGORY CRESWELL		32					32
	GREEN						
JOHN V. McDERMOTT		22					22

**CITY OF CLAWSON
GENERAL ELECTION - NOVEMBER 4, 2014**

CONGRESSIONAL	PCT #1	PCT #2	PCT #3	PCT #4	PCT #5	TOTALS
REPRESENTATIVE IN CONGRESS 11TH DISTRICT						
REPUBLICAN	XXXX	355	416	370	487	1628
DAVE TROTT						
DEMOCRAT	XXXX	393	350	269	411	1423
BOBBY McKENZIE						
LIBERTARIAN	XXXX	26	39	32	51	148
JOHN J. TATAR						
LEGISLATIVE						
STATE SENATOR 13TH DISTRICT						
REPUBLICAN	586	384	426	376	515	2287
MARTY KNOLLENBERG						
DEMOCRAT	601	420	394	304	451	2170
CYNDI PELTONEN						
LEGISLATIVE						
REPRESENTATIVE IN STATE LEGISLATURE 41ST DISTRICT						
REPUBLICAN	564	351	437	368	516	2236
MARTIN HOWRYLAK						
DEMOCRAT	602	432	376	301	441	2152
MARY KERWIN						
STATE BOARDS						
MEMBER OF THE STATE BOARD OF EDUCATION						
REPUBLICAN	430	270	345	308	428	1781
MARIA CARL						
JONATHAN TADE WILLIAMS	400	248	314	284	383	1629
DEMOCRATIC	514	354	315	234	371	1788
PAMELA PUGH SMITH						
CASANDRA E. ULBRICH	502	336	304	219	337	1698
LIBERTARIAN	61	41	36	36	46	220
KIMBERLY MOORE						
GREGORY SCOTT STEMPFLE	54	31	25	22	32	164
US TAXPAYER	36	28	13	16	33	126
JOHN ADAMS						
KAREN ADAMS	22	21	19	15	14	91
GREEN	35	17	19	34	31	136
SHERRY A. WELLS						
NATURAL LAW	24	12	7	10	7	60
NIKKI MATTSON						

**CITY OF CLAWSON
GENERAL ELECTION - NOVEMBER 4, 2014**

STATE BOARDS		PCT #1	PCT #2	PCT #3	PCT #4	PCT #5	TOTALS
REGENT OF THE UNIVERSITY OF MICHIGAN							
	REPUBLICAN						
ROB STEELE		424	256	322	288	399	1689
RONALD WEISER		452	274	346	300	419	1791
	DEMOCRATIC						
MIKE BEHM		474	336	268	199	302	1579
KATHY WHITE		506	340	314	240	353	1753
	LIBERTARIAN						
JAMES LEWIS HUDLER		43	25	30	27	34	159
JOHN JASCOB		43	29	22	23	35	152
	US TAXPAYER						
JOE SANGER		19	12	8	12	21	72
CHRISTINE C. SCHWARTZ		31	20	19	23	31	124
	GREEN						
IAN SWANSON		28	23	22	29	24	126
TRUSTEE OF MICHIGAN STATE UNIVERSITY							
	REPUBLICAN						
MELANIE FOSTER		444	276	339	301	429	1789
JEFF SAKWA		442	266	338	296	414	1756
	DEMOCRATIC						
FAYLENE OWEN		440	318	257	203	290	1508
GEORGE J. PERLES		486	331	296	216	306	1635
	LIBERTARIAN						
MICHAEL H. MILLER		56	27	25	26	37	171
RAYMOND MOSES		41	24	24	19	29	137
	US TAXPAYER						
CRYSTAL VAN SICKLE		22	18	14	19	32	105
STEPHEN J. YOUNG		15	11	10	11	14	61
	GREEN						
ADAM ADRIANSON		16	9	15	19	18	77
TERRY LINK		32	15	19	20	32	118
	NATURAL LAW						
BRIDGETTE GUZMAN		19	13	9	12	9	62

**CITY OF CLAWSON
GENERAL ELECTION - NOVEMBER 4, 2014**

STATE BOARDS	PCT #1	PCT #2	PCT #3	PCT #4	PCT #5	TOTALS
GOVERNOR OF WAYNE STATE UNIVERSITY						
REPUBLICAN						
MICHAEL BUSUITO	437	266	345	309	412	1769
SATISH JASTI	354	218	278	260	337	1447
DEMOCRATIC						
MARILYN KELLY	530	367	319	248	363	1827
DANA ALICIA THOMPSON	466	318	269	190	312	1555
LIBERTARIAN						
DAN GOEBEL	61	30	30	28	43	192
BRIAN RICHARD WRIGHT	41	27	18	24	32	142
US TAXPAYER						
SHARI A. MATKIN	20	13	9	13	15	70
MARC JOSEPH SOSNOWSKI	20	9	13	12	16	70
GREEN						
MARGARET GUTTSHALL	23	19	19	26	21	108
LATHAM T. REDDING	16	13	11	17	13	70
NATURAL LAW						
YOLANDA ROBSON	10	5	4	3	11	33
COUNTY						
COUNTY COMMISSIONER 19TH DISTRICT						
REPUBLICAN						
WADE FLEMING	538	333	401	348	482	2102
DEMOCRAT						
PHYLLIS A. NODA	558	398	334	273	391	1954
JUDICIAL (NONPARTISAN)						
JUSTICE OF SUPREME COURT						
RICHARD BERNSTEIN	549	422	440	281	400	2092
DOUG DERN	65	58	44	39	37	243
BILL MURPHY	227	174	177	165	158	901
JAMES ROBERT REDFORD	292	205	226	195	319	1237
BRIAN ZAHRA	593	363	393	307	493	2149
JUSTICE OF SUPREME COURT - INCUMBENT POSITION - PT ENDING 01/01/2017						
KERRY L. MORGAN	60	53	48	43	62	266
DEBORAH A. THOMAS	235	159	148	125	135	802
DAVID VIVIANO	641	425	458	356	554	2434
JUDGE OF COURT OF APPEALS 2ND DISTRICT - INCUMBENT POSITION						
MARK J. CAVANAGH	705	476	466	388	563	2598
HENRY SAAD	455	318	345	274	363	1755

**CITY OF CLAWSON
GENERAL ELECTION - NOVEMBER 4, 2014**

JUDGE OF CIRCUIT COURT 6TH CIRCUIT - INCUMBENT POSITION	PCT #1	PCT #2	PCT #3	PCT #4	PCT #5	TOTALS
JAMES M. ALEXANDER	468	310	304	281	399	1762
MARTHA D. ANDERSON	431	284	292	256	371	1634
MARY ELLEN BRENNAN	470	322	326	296	407	1821
LISA GORCYCA	470	319	327	292	411	1819
NANCI GRANT	404	262	285	258	360	1569
SHALINA DEBORAH KUMAR	369	257	269	234	333	1462
RUDY J. NICHOLS	384	268	284	263	353	1552
JUDGE OF PROBATE COURT 6TH CIRCUIT - NON INCUMBENT POSITION						
KAREN GEIBEL	299	193	198	145	226	1061
LISA LANGTON	453	314	320	281	387	1755
JUDGE OF PROBATE COURT INCUMBENT POSITION						
DANIEL A. O'BRIEN	697	485	461	404	569	2616
JUDGE OF DIST. COURT 52ND DIST. 4TH DIV NON-INCUMBENT						
MIKE BOSNIC	511	333	399	318	473	2034
MAUREEN M. MCGINNIS	457	330	311	248	364	1710

**CITY OF CLAWSON
GENERAL ELECTION - NOVEMBER 4, 2014**

COMMUNITY COLLEGE						
BOARD OF TRUSTEES MEMBER OAKLAND COMMUNITY COLLEGE						
LIONEL J. BODZIN	35	20	32	22	41	150
SHIRLEY JEAN BRYANT	212	137	128	104	186	767
AL GUI	31	26	22	28	18	125
ROBERT M. KUHN	219	174	115	103	121	732
JOHN P. McCULLOCH	231	165	207	138	137	878
CHRIS NOORDHOORN	73	47	58	56	51	285
DENNIS PAUL FRANCIS O'CONNOR	115	97	95	101	135	543
JOEL ROSS	68	45	59	43	97	312
RANDY STON	45	37	45	39	44	210
STEVE THOMAS	75	58	45	60	89	327
LOCAL SCHOOL DISTRICT						
BOARD MEMBER CLAWSON PUBLIC SCHOOLS						
LINDA GROSSMANN	558	413	379	350	470	2170
ETHAN McCLURE	481	352	369	325	428	1955
KEVIN A. TURNER	473	348	361	323	421	1926
BOARD MEMBER CLAWSON PUBLIC SCHOOLS - PT 12/31/2016						
KIMBERLEY M. CARLESIMO	625	460	448	381	525	2439
PROPOSAL SECTION						
STATE						
PROPOSAL 14-1						
YES	395	302	321	257	355	1630
NO	743	480	493	397	576	2689
PROPOSAL 14-2						
YES	307	236	220	210	282	1255
NO	837	549	580	443	639	3048